

Non-Oil Foreign Trade

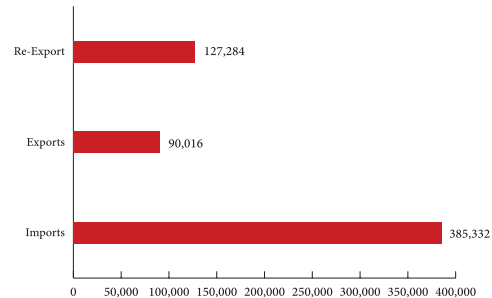
Till Third Quarter - Emirate of Dubai

Direct Foreign Trade

Direct Foreign Trade Imports amounted 385,332 Million AED till third Quarter 2015, with contribution of 63.9%.

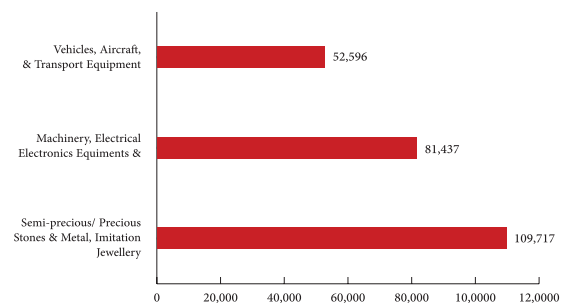
Direct Foreign Trade Exports amounted 90,016 Million AED till third Quarter 2015, with contribution of 14.9%.

Direct Foreign Trade Re-Exports amounted 127,284 Million AED till third Quarter 2015, with contribution of 21.1%.



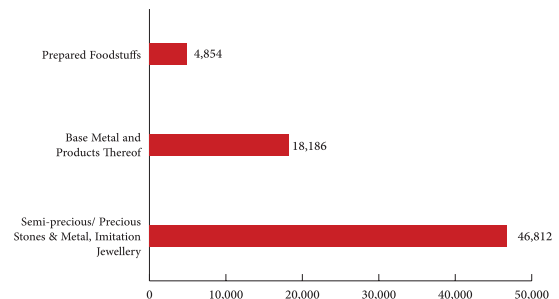
Till third Quarter 2015, Semi-precious/precious stones & metals, imitation jewellery obtain the lead in Imports with amount of 109,717 Million AED and contribution of 28.5%, then Machinery, electrical and electronics equipment amounted to 81,437 Million AED with contribution of 21.1%, followed by Vehicles, aircraft, & transport equipment amounted to 52,596 Million AED with contribution of 13.6%.

▲ The most outstanding sections in Direct Foreign Trade Imports
(value in Million)



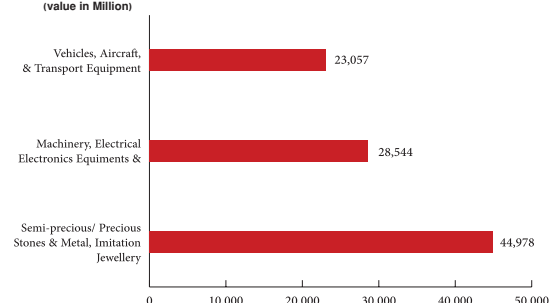
Till third Quarter 2015, Semi-precious/precious stones & metals, imitation jewellery obtain the lead in Exports with amount of 46,812 Million AED and contribution of 52.0%, then Base metals and products thereof amounted to 18,186 Million AED with contribution of 20.2%, followed by Prepared foodstuffs amounted to 4,854 Million AED with contribution of 5.4%.

▲ The most outstanding sections in Direct Foreign Trade Exports
(value in Million)



Till third Quarter 2015, Semi-precious/precious stones & metals, imitation jewellery obtain the lead in Re-Export with amount of 44,978 Million AED and contribution of 35.3%, then Machinery, electrical and electronics equipment amounted to 28,544 Million AED with contribution of 22.4%, followed by Vehicles, aircraft, & transport equipment amounted to 23,057 Million AED with contribution of 18.1%.

▲ The most outstanding sections in Direct Foreign Trade Re-Exports
(value in Million)

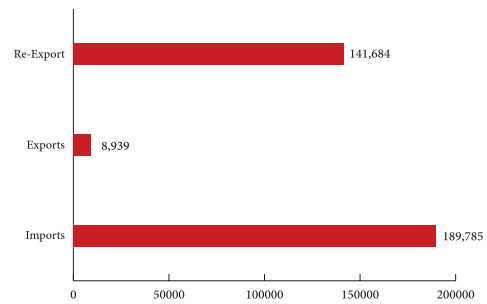


Free Zone Trade

Imports amounted to 189,785 Million AED and contributed 55.8% of Free Zone Trade till third Quarter 2015.

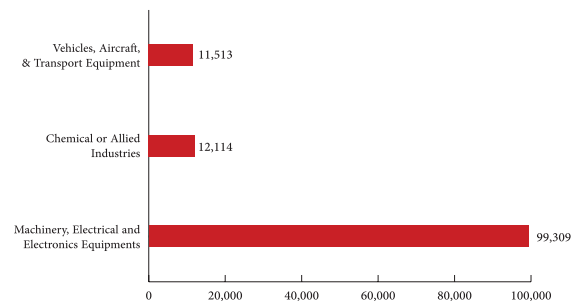
Exports amounted to 8,939 Million AED and contributed 2.6% of Free Zone Trade till third Quarter 2015.

Re-Exports amounted to 141,684 Million AED and contributed 41.6% of Free Zone Trade till third Quarter 2015.



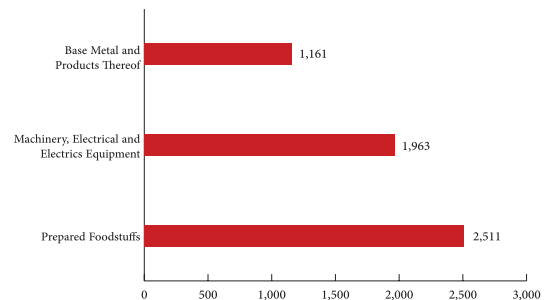
Till third Quarter 2015, Machinery, electrical and electronics equipment obtain the lead in Imports of Free Zone Trade with amount of 99,309 Million AED and contribution of 52.3%, then Chemical or allied industries amounted to 12,114 Million AED with contribution of 6.4%, followed by Vehicles, aircraft, & transport equipment amounted to 11,513 Million AED and contribution of 6.1%.

▲ The most outstanding sections in Free Zone Trade Imports (value in Million)



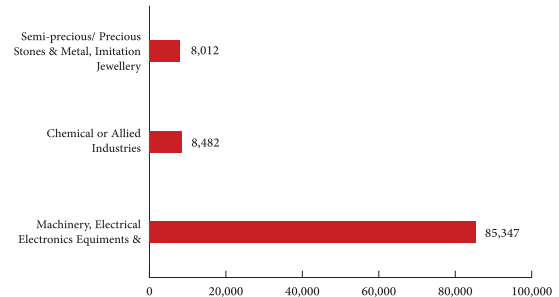
Till third Quarter 2015, Prepared foodstuffs obtain the lead in Exports of Free Zone Trade with amount of 2,511 Million AED and contribution of 28.1%, then Machinery, electrical and electronics equipment amounted to 1,963 Million AED with contribution of 22.0%, followed by Base metals and products thereof amounted to 1,161 Million AED and contribution of 13.0%.

▲ The most outstanding sections in Free Zone Trade Exports (value in Million)



Till third Quarter 2015, Machinery, electrical and electronics equipment obtain the lead in Re-Export of Free Zone Trade with amount of 85,347 Million AED and contribution of 60.2%, then Chemical or allied industries amounted to 8,482 Million AED with contribution of 6.0%, followed by Semi-precious/precious stones & metals, imitation jewellery amounted to 8,012 Million AED and contribution of 5.7%.

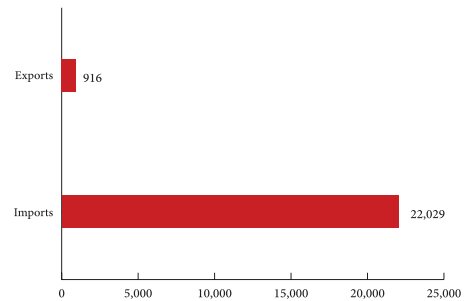
▲ The most outstanding sections in Free Zone Trade Re-Exports (value in Million)



Custom Warehouse Trade

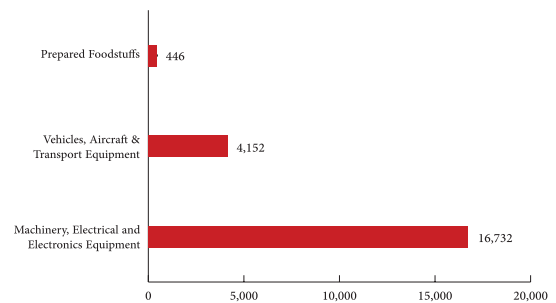
Imports amounted to 22,029 Million AED and contributed 96.0% of Custom Warehouse Trade till third Quarter 2015.

Exports amounted to 916 Million AED and contributed 4.0% of Custom Warehouse Trade till third Quarter 2015.



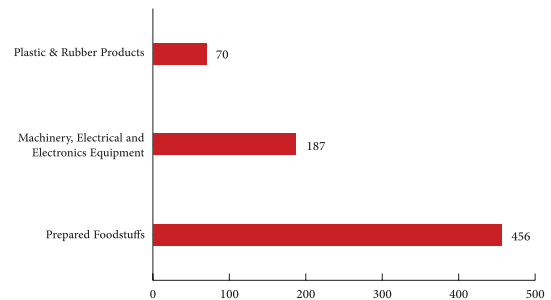
Till third Quarter 2015, Machinery, electrical and electronics equipment obtain the lead in Imports of Custom Warehouse Trade with amount of 16,732 Million AED and contribution of 76.0%, then Vehicles, aircraft, & transport equipment amounted to 4,152 Million AED with contribution of 18.8%, followed by prepared foodstuffs amounted to 446 Million AED and contribution of 2.0%.

▲ The most outstanding sections in Custom Warehouse Trade Imports (value in Million)



Till third Quarter 2015, Prepared foodstuffs obtain the lead in Exports of Custom Warehouse Trade with amount of 456 Million AED and contribution of 49.8%, then Machinery, electrical and electronics equipment amounted to 187 Million AED with contribution of 20.5%, followed by Plastics and rubber products amounted to 70 Million AED and contribution of 7.6%.

▲ The most outstanding sections in Custom Warehouse Trade Exports (value in Million)



*Equal values due to rounding process.